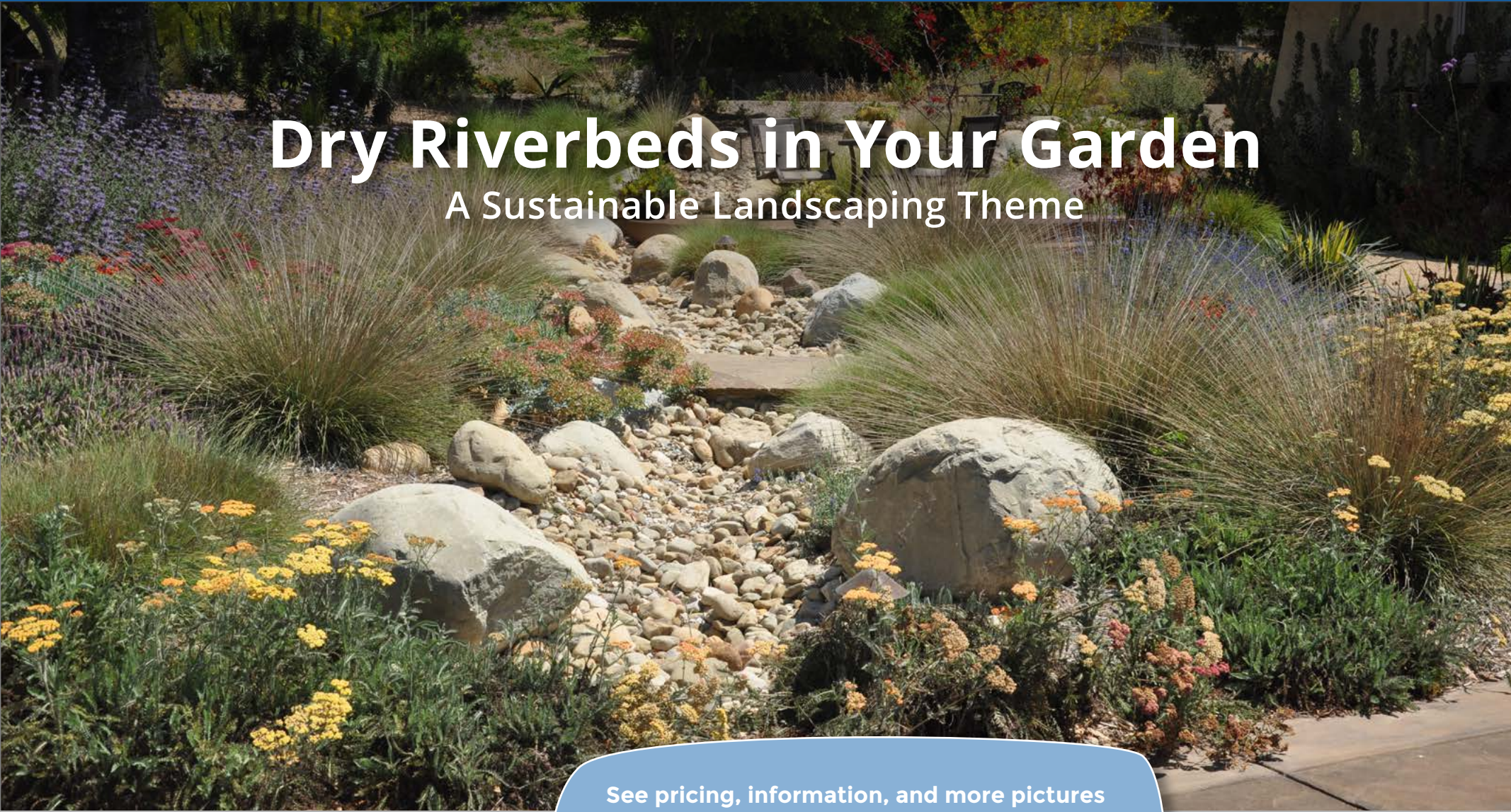




Dry Riverbeds in Your Garden

A Sustainable Landscaping Theme



See pricing, information, and more pictures of all plants featured in this video!

Click on the name of the plant you want to view or click the "View Plants >" button.

Shopping List

1. *Salvia clevelandii* | Cleveland Blue Sage
2. *Muhlenbergia dubia* | Mexican Deer Grass
3. *Anigozanthos 'Big Red'* | Red Kangaroo Paws
4. *Achillea 'Moonshine'* | Moonshine Yarrow
5. *Penstemon heterophyllus 'Margarita Bop'*
Margarita Bop Foothill Penstemon
6. *Calylophus hartwegii* | Hartwegs Sundrop
7. *Lavandula stoechas* | Spanish Lavender
8. *Sphaeralcea ambigua* | Apricot Mallow
9. *Parkinsonia aculeata* | Mexican Palo Verde
10. *Euphorbia rigida* | Silver Spurge



Dry Riverbed | Water Catch Basin



AVERAGE COST
\$29
 5 GALLON CONTAINER



Salvia clevelandii
 Cleveland Blue Sage

The Cleveland Sage is a perennial shrub that grows 4' tall and wide. It has fragrant gray foliage and blue, lavender or white flowers that bloom between May and August. This shrub needs full sun and prefers well drained soil..

ANATOMY		CULTURE & DESIGN	
PLANT TYPE Shrub	LEAF COLOR Green	SUN Full, Half	ADVERSE FACTORS n/a
HEIGHT RANGE 3-6'	BARK COLOR n/a	WATER Very Low, Low	ACCENTING FEATURES Fragrance, Showy Flowers
WIDTH RANGE 3-6'	FRUIT COLOR n/a	GROWTH RATE Fast	SEASONAL INTEREST Spring, Summer
FLOWER COLOR Blue, Lavender	FRUIT SEASON n/a	SOIL TYPE Sandy, Loam, Rocky	
FLOWER SEASON Summer			



AVERAGE COST
\$10
 1 GALLON CONTAINER



Muhlenbergia dubia
 Mexican Deer Grass

This attractive grass reaches 3' tall (with blooms) and wide. Foliage is narrow, green, and evergreen. This plant forms a clump with erect, tan flowers spikes in summer and fall. It prefers full sun in well draining soil. It is drought tolerant once it's established. It is heat and cold tolerant.

ANATOMY		CULTURE & DESIGN	
PLANT TYPE Grass	LEAF COLOR Green	SUN Full	ADVERSE FACTORS n/a
HEIGHT RANGE 1-3'	BARK COLOR n/a	WATER Very Low	ACCENTING FEATURES Unusual Foliage
WIDTH RANGE 1-3'	FRUIT COLOR n/a	GROWTH RATE Moderate	SEASONAL INTEREST Summer, Fall
FLOWER COLOR n/a	FRUIT SEASON n/a	SOIL TYPE Unparticular	
FLOWER SEASON n/a			





Anigozanthos 'Big Red'

Big Red Kangaroo Paws

'Big Red' is a perennial with dark green, smooth, sword-like evergreen leaves. It produces spikes of striking, fuzzy, tubular, red flowers that look like claws, attracting hummingbirds. Flowers bloom from late spring to fall.

ANATOMY



PLANT TYPE
Perennial



LEAF COLOR
Green



HEIGHT RANGE
3-6'



BARK COLOR
n/a



WIDTH RANGE
3-6'



FRUIT COLOR
n/a



FLOWER COLOR
Red



FRUIT SEASON
n/a



FLOWER SEASON
Spring, Summer, Fall

CULTURE & DESIGN



SUN
Full



ADVERSE FACTORS
n/a



WATER
Medium



ACCENTING FEATURES
Fall Color, Showy Flowers



GROWTH RATE
Moderate



SEASONAL INTEREST
Spring, Summer, Fall



SOIL TYPE
Sandy, Loam, Rocky



Achillea 'Moonshine'

Moonshine Yarrow

Long, straight stems with pale yellow flowers are striking on the mats of green to gray-green leaves of this plant, which are flatter and less divided than those of the Achillea millefolium. This Yarrow propagates easily from rooted cuttings or divisions which should be performed in the early spring or fall.

ANATOMY



PLANT TYPE
Perennial



LEAF COLOR
Green, Gray Green



HEIGHT RANGE
1-3'



BARK COLOR
n/a



WIDTH RANGE
1-3'



FRUIT COLOR
n/a



FLOWER COLOR
Yellow



FRUIT SEASON
n/a



FLOWER SEASON
Spring, Summer

CULTURE & DESIGN



SUN
Full



ADVERSE FACTORS
n/a



WATER
Very Low, Low



ACCENTING FEATURES
Showy Flowers



GROWTH RATE
Moderate



SEASONAL INTEREST
Spring, Summer



SOIL TYPE
Sandy, Loam






***Penstemon heterophyllus* 'Margarita Bop'**

Margarita Bop Foothill Penstemon

This is one of the easiest and most versatile California native plants. This is a hybrid Penstemon, which will produce beautiful, purple blue flowers through much of the year when spent flowers are removed.

ANATOMY		CULTURE & DESIGN	
PLANT TYPE Perennial	LEAF COLOR Green, Blue Green	SUN Full, Half	ADVERSE FACTORS n/a
HEIGHT RANGE 1-3'	BARK COLOR n/a	WATER Low	ACCENTING FEATURES Showy Flowers
WIDTH RANGE 1-3'	FRUIT COLOR n/a	GROWTH RATE Moderate	SEASONAL INTEREST Spring, Summer
FLOWER COLOR Blue, Purple	FRUIT SEASON n/a	SOIL TYPE Clay, Loam	
FLOWER SEASON Spring, Summer			



Calylophus hartwegii

Hartwegs Sundrops

This low-growing perennial has bright green leaves and large, yellow flowers that bloom spring through summer. Its a great choice for a rock garden or rocky slope and is drought tolerant once established.

ANATOMY		CULTURE & DESIGN	
PLANT TYPE Perennial	LEAF COLOR Light Green	SUN Full, Half	ADVERSE FACTORS Thorns, Spines
HEIGHT RANGE Under 1'	BARK COLOR n/a	WATER Low	ACCENTING FEATURES Showy Flowers
WIDTH RANGE Under 1'	FRUIT COLOR n/a	GROWTH RATE Fast	SEASONAL INTEREST Spring, Summer, Fall
FLOWER COLOR Yellow	FRUIT SEASON n/a	SOIL TYPE Sandy, Rocky	
FLOWER SEASON Spring, Summer, Fall			





Spanish Lavender

AVERAGE COST
\$9
 1 GALLON CONTAINER



Lavandula stoechas

Spanish Lavender

This dense shrub grows 2'-3' tall with blue gray foliage and deep purple flowers that have large showy bracts near the top of the spikes. It is drought tolerant .

ANATOMY		CULTURE & DESIGN	
PLANT TYPE Perennial, Shrub	LEAF COLOR Green, Gray Green	SUN Full, Half	ADVERSE FACTORS Attracts Bees
HEIGHT RANGE 1-3'	BARK COLOR n/a	WATER Low	ACCENTING FEATURES Showy Flowers
WIDTH RANGE 1-3'	FRUIT COLOR n/a	GROWTH RATE Fast, Moderate	SEASONAL INTEREST Spring, Summer
FLOWER COLOR Purple	FRUIT SEASON n/a	SOIL TYPE Sandy, Clay, Loam, Rocky, Unparticular	
FLOWER SEASON Spring, Summer			



Apricot Mallow

AVERAGE COST
\$9
 1 GALLON CONTAINER




Sphaeralcea ambigua

Apricot Mallow

This native shrub has a relaxed sprawling form. It usually has light orange flowers but can be white, pink or purple. Leaves are small, grayish green, and 3 lobed. This extremely drought and soil tolerant shrub does best in full sun.

ANATOMY		CULTURE & DESIGN	
PLANT TYPE Shrub	LEAF COLOR Green, Gray Green	SUN Full	ADVERSE FACTORS Attracts Bees
HEIGHT RANGE 1-3'	BARK COLOR n/a	WATER Low	ACCENTING FEATURES Showy Flowers, Unusual Foliage
WIDTH RANGE 1-3'	FRUIT COLOR Brown	GROWTH RATE Fast	SEASONAL INTEREST Spring, Summer, Fall
FLOWER COLOR Orange	FRUIT SEASON Summer, Fall	SOIL TYPE Sandy, Clay, Loam, Rocky, Unparticular	
FLOWER SEASON Spring, Summer, Intermittent			





Palo Verde

AVERAGE COST
\$60
 15 GALLON CONTAINER



Parkinsonia aculeata
 Mexican Palo Verde

The Mexican Palo Verde has prickly stems. This tree is very fast growing with sparse foliage and very long narrow leaves. Yellow flowers with orange red throats bloom sporadically. It is beautiful in form being light and airy.

ANATOMY		CULTURE & DESIGN	
PLANT TYPE Tree	LEAF COLOR Green	SUN Full	ADVERSE FACTORS Thorns, Spines
HEIGHT RANGE 6-12, 12-25'	BARK COLOR Green	WATER Very Low	ACCENTING FEATURES Showy Flowers, Specimen
WIDTH RANGE 12-25'	FRUIT COLOR n/a	GROWTH RATE Moderate	SEASONAL INTEREST Winter, Spring, Summer
FLOWER COLOR Yellow	FRUIT SEASON n/a	SOIL TYPE Sandy, Rocky	
FLOWER SEASON Spring, Summer			



Silver Spurge

AVERAGE COST
\$9
 1 GALLON CONTAINER



Euphorbia rigida
 Silver Spurge

Silver Spurge is a semi upright shrub that has attractive blue-green, lance shaped leaves configured in spirals around the upright stems. In late winter and spring, it sprouts small green flowers with showy yellow bracts.

ANATOMY		CULTURE & DESIGN	
PLANT TYPE Shrub	LEAF COLOR Blue Green	SUN Full, Half	ADVERSE FACTORS n/a
HEIGHT RANGE 1-3'	BARK COLOR n/a	WATER Low	ACCENTING FEATURES Showy Flowers
WIDTH RANGE 1-3'	FRUIT COLOR n/a	GROWTH RATE Moderate	SEASONAL INTEREST Winter, Spring
FLOWER COLOR Green, Yellow	FRUIT SEASON n/a	SOIL TYPE Sandy, Loam, Rocky, Unparticular	
FLOWER SEASON Winter, Spring			

