



CALIFORNIA NATIVE PLANTS

A Planting Guide for Ventura County



Your Garden Matters

California native plants are a great landscaping choice for your home garden. Not only are they beautiful, they offer important benefits. Native gardens support the food webs, watersheds, and ecosystems upon which we all depend. The simple act of replacing your lawn with California native plants is a powerful way to make a difference.



Save water



Reduce maintenance



Cut pesticide use



Support local ecology



Help the birds and butterflies!



Tips for Success

Once established, a California native garden is easier and less expensive to maintain than traditional landscapes. Set your garden up for success with a few important tips - some might surprise you.

Plant with Care



1. **Choose the right time.** Plant fall through early spring to take advantage of cooler temperatures and rainfall.
2. **Plant with care.** Dig a hole 1.5x as deep as the plant and 2x as wide, leaving the crown a half inch higher than the ground. Create a circular berm around the edge of the hole to form a water basin.
3. **Room to breathe.** Make sure mulch doesn't touch the plant's crown or cover irrigation sources.
4. **Room to grow.** Space plants based on mature growth size to avoid an overgrown, wild look.

Water Like Mother Nature



Native plants require little irrigation beyond natural rainfall after their first year of planting. But that first year is important. Here's what you need to know:

- **Don't overwater.**
- **Water every 1-2 weeks after planting.** Native plants typically enjoy a regular "rainfall" for the first six months or so after planting.
- **Mimic the rain.** Native plants prefer overhead watering from an efficient sprinkler system or hand-watering. (Get an efficient irrigation device rebate at bewaterwise.com)
- **Use your senses.** As you transition from weekly watering to less frequent irrigation, keep an eye on your garden. Watch your plants and check the soil for signs of dryness before you water.



Did you know?

California has more than 6,000 types of native plants. That's more than any other state in the U.S.

Think Like a Watershed



Use your landscape to capture water and minimize run-off.

- **Contour your landscape** with berms, swales, and dry creek beds.
- **Use permeable surfaces** wherever possible to allow water to infiltrate into the soil below.
- **Direct water** from downspouts and driveways to your water capture designs and other permeable area to help keep water on site and benefit your plants.

Set Your Foundation



Evergreen plants and hardscapes provide structure to keep your garden green and attractive year-round.

- **Get shrubby.** Go for the flowers, but be sure to incorporate shrubs and small evergreens.
- **Get solid.** Pavers, decomposed granite, and other hardscapes provide consistency, form and firewise landscaping.
- **Go pro.** A landscape professional can ensure your design is both elegant and functional.

Right Plant, Right Place



Select the right native plants for your location. Start with the plants in this guide then consider your yard's unique conditions.

- Is it high sun or dense shade?
- Does your yard have poor drainage, or is it sandy?
- Your answers can help inform what plants you choose and where you place them.
- Then, group plants with similar water, sun and soil needs.

Know Friends from Foes



Rethink insects. Do you see a munched leaf? That may be a good thing. Native plants are an irreplaceable food source for local butterflies, bees, caterpillars, and the birds that eat them. Learn about beneficial insects at ipm.ucanr.edu.

Large Shrubs



Coffeeberry / *Frangula californica*

📍 🌲 ☀️/☀️ 💧/💧 🌿 🌸 6-15' x 5-15'

Sugar sumac / *Rhus ovata*

📍 🌲 ☀️/☀️ 💧 🌸 🌿 6-33' x 30'

Medium Shrubs



Concha Ceanothus / *Ceanothus 'Concha'*

🌲 ☀️/☀️ 💧 🌸 🌿 3-6' x 3-6'

Giant coreopsis / *Leptosyne gigantea*

📍 🌳 ☀️ 💧 🌸 🌿 3-8' x 2-4'

Tree mallow / *Malva assurgentiflora*

📍 🌲 ☀️ 💧 🌸 🌿 3-13' x 5-10'

Vines



Desert wild grape / *Vitis girdiana*

📍 🌳 ☀️/☀️ 💧/💧 🌿 🌸 10-50' spreading

Santa Barbara honeysuckle / *Lonicera subspicata* var. *denudata*

📍 🌲 ☀️/☀️ 💧 🌸 🌿 8' x 20'

Small Shrubs / Perennials



Conejo buckwheat / *Eriogonum crocatum*

📍 🌲 ☀️ 💧 🌸 🌿 0.6-3' x 1.6-3'

Red-flowered buckwheat / *Eriogonum grande* var. *rubescens*

🌲 ☀️ 💧 🌸 🌿 0.7-1.5 x 3'

Island alumroot / *Heuchera maxima*

🌲 ☀️/☀️/☀️/☀️ 💧/💧 🌸 🌿 1-2' x 2'

Prairie flax / *Linum lewisii*

📍 🌳 ☀️ 💧 🌸 🌿 .5-3'

Silver lupine / *Lupinus albifrons*

📍 🌲 ☀️ 💧 🌸 🌿 3-5' x 5'

Margarita BOP penstemon /

Penstemon heterophyllus 'Margarita BOP'

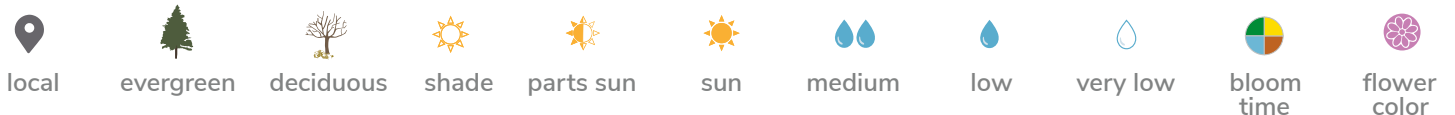
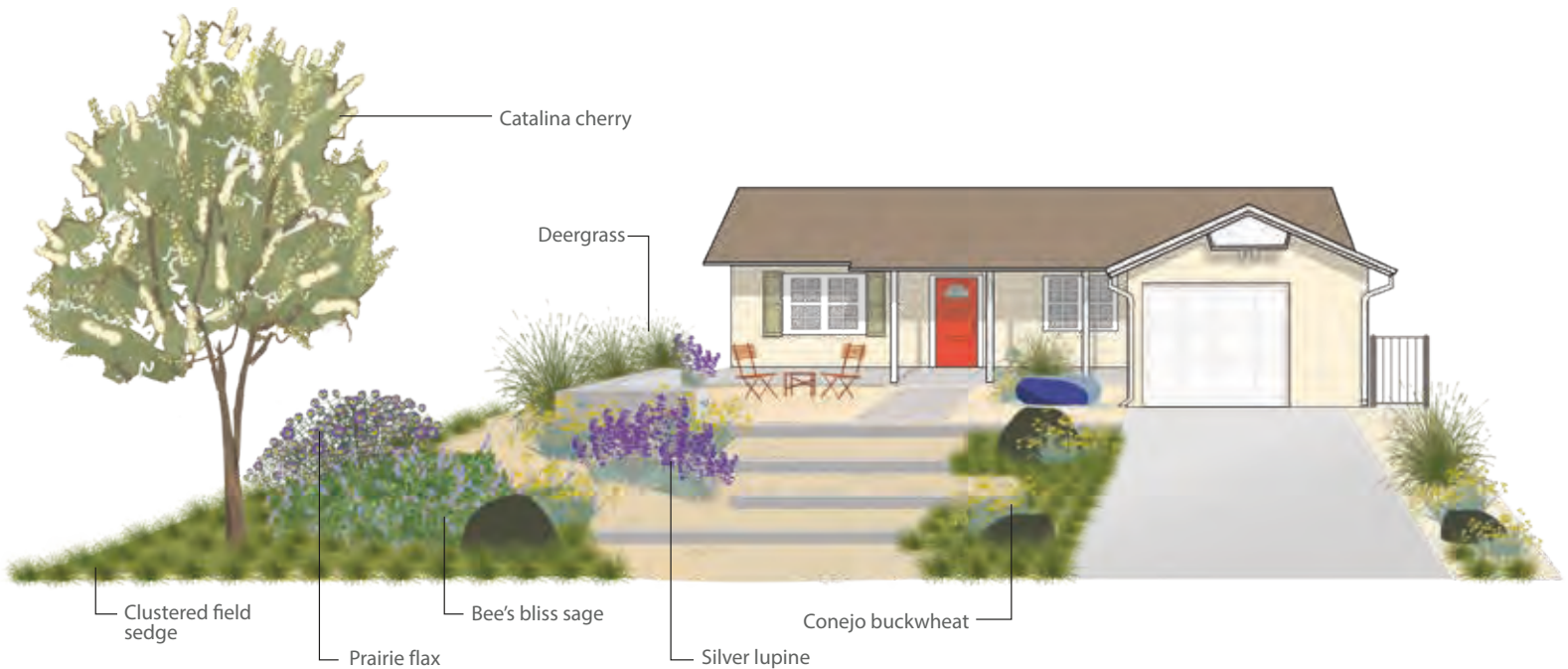
🌲 ☀️/☀️ 💧/💧 🌸 🌿 1-2' x 2-3'

Bee's bliss sage / *Salvia* 'Bee's Bliss'

🎵 ☀️ 💧 🌸 🌿 2-5' x 3-10'

Hummingbird sage / *Salvia spathacea*

📍 🌲 ☀️/☀️ 💧 🌸 🌿 1-3' x 3'



Trees



Catalina cherry / *Prunus ilicifolia* ssp. *lyonii*

📍 🌲 ☀️/☀️ 💧/💧 🌿 🌿 🌿 25-40' x 20'

Coast live oak / *Quercus agrifolia*

📍 🌲 ☀️/☀️ 💧 🌿 🌿 🌿 25-82' x 15-35'

Valley oak / *Quercus lobata*

📍 🌳 ☀️ 💧 🌿 🌿 🌿 60-100' x 50'

Grasses



Clustered field sedge / *Carex praegracilis*

☀️ 💧/💧/💧 🌿 🌿 2' x 3.5'

Deergrass / *Muhlenbergia rigens*

☀️ 💧 🌿 🌿 🌿 4-5' x 4'

Succulents



Chalk Dudleya / *Dudleya pulverulenta*

☀️/☀️ 💧 🌿 🌿 🌿 0.33-1' x 1'

Lanceleaf liveforever / *Dudleya lanceolata*

☀️ 💧 🌿 🌿 🌿 0.5' x 1'

Groundcover



Desert wishbone-bush / *Mirabilis laevis*

☀️/☀️ 💧 🌿 🌿 🌿 1' x 8'

Yerba buena / *Clinopodium douglasii*

☀️/☀️ 💧 🌿 🌿 .5' x 3'

Seaside daisy / *Erigeron glaucus*

☀️/☀️ 💧 🌿 🌿 .5-1' x 2'

California aster / *Corethrogyne filaginifolia*

📍 ☀️/☀️ 💧 🌿 🌿 🌿 0.7-3' x 1-6'

California fuchsia / *Epilobium canum*

📍 ☀️ 💧/💧 🌿 🌿 0.25-1.5' x 2-3'

Annuals



Elegant clarkia / *Clarkia unguiculata*

☀️/☀️ 💧 🌿 🌿 🌿 3.3' x 3"


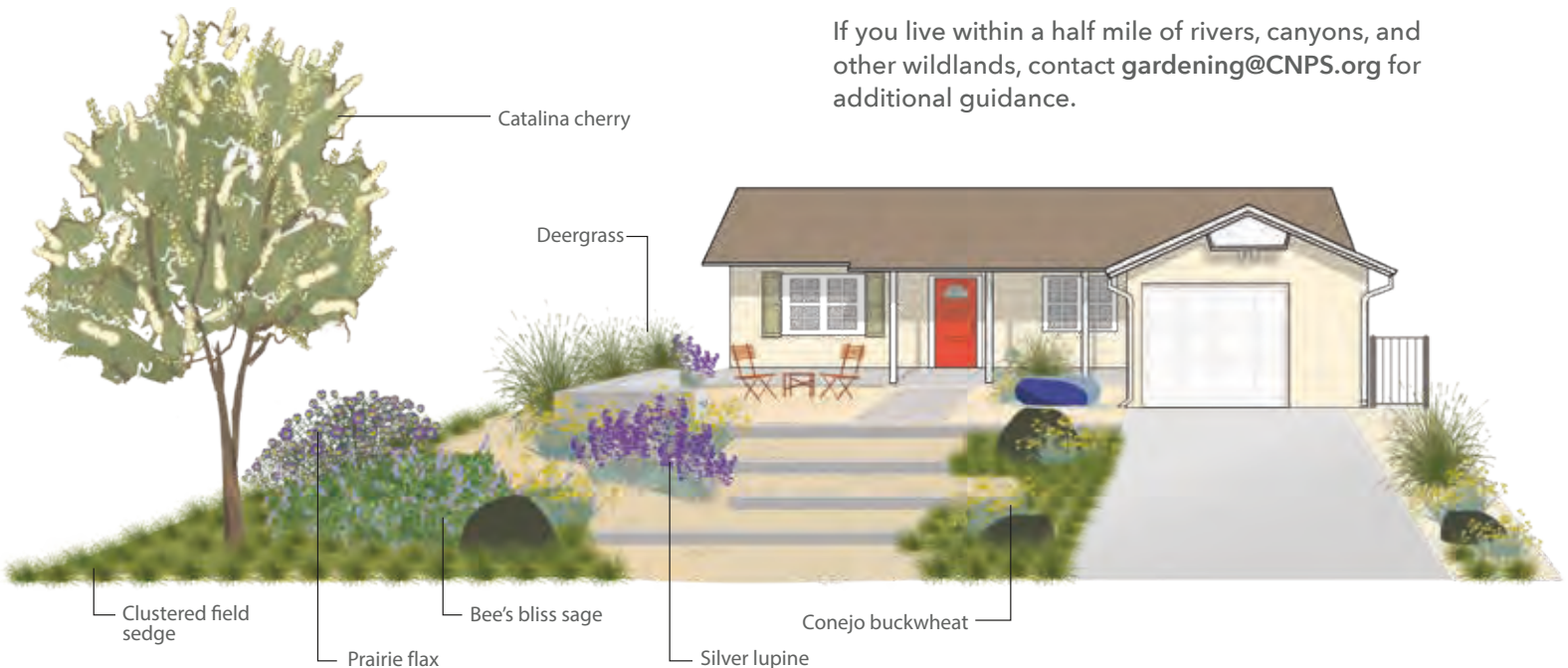
Succulent lupine / *Lupinus succulentus*

☀️/☀️ 💧 🌿 🌿 🌿 2-4' x 3'

Sanddune wallflower / *Erysimum capitatum*

☀️ 💧 🌿 🌿 🌿 1-2' x 1'

If you live within a half mile of rivers, canyons, and other wildlands, contact gardening@CNPS.org for additional guidance.





Planning Your Native Plant Landscape

The California native palette offers a beautiful selection of plants for your landscaping needs, including trees of all sizes, evergreen shrubs, groundcovers, vines, perennial herbs, bulbs and colorful annuals.

In this planting guide, the California Native Plant Society provides a recommended starter list of native plants for your Orange County landscape. Use the sample design and plant list (on the inside of this guide) as inspiration. To expand your list, go to Calscape.org and enter your zip code to find more ideas for your location.



All the plants on this list attract important wildlife. Go to Calscape.org to learn more.



Visit Us

More great information for your California native garden.

bewaterwise.com

Learn about Metropolitan Water District's rebate programs and see dozens of native plant profiles.

CNPS.org/gardening

Your one-stop resource from California's native plant experts.

Calscape.org

Discover which native plants grow best in your location and find nurseries near you.

Photos by Saxton Holt

What is a California native plant?

From the mighty coastal redwoods to desert wildflowers and coastal succulents, California's native plants are cherished worldwide. These are the plants that grow here naturally and have evolved over thousands of years, long before European settlers. They are uniquely adapted to California's Mediterranean climate and form the foundation of our ecosystems.



CALIFORNIA
NATIVE PLANT SOCIETY

bewaterwise.com